




1 LIGHTING KEYED NOTES

ISSUE	DATE	DESCRIPTION
	06/29/11	PERMIT / CONSTRUCTION
	10/13/11	PERMIT / CONSTRUCTION
	11/16/11	CITY COMMENTS

PROJECT:

CONSTRUCTION FOR Demeris Barbecue

1702 West Loop North
Houston, Texas 77092



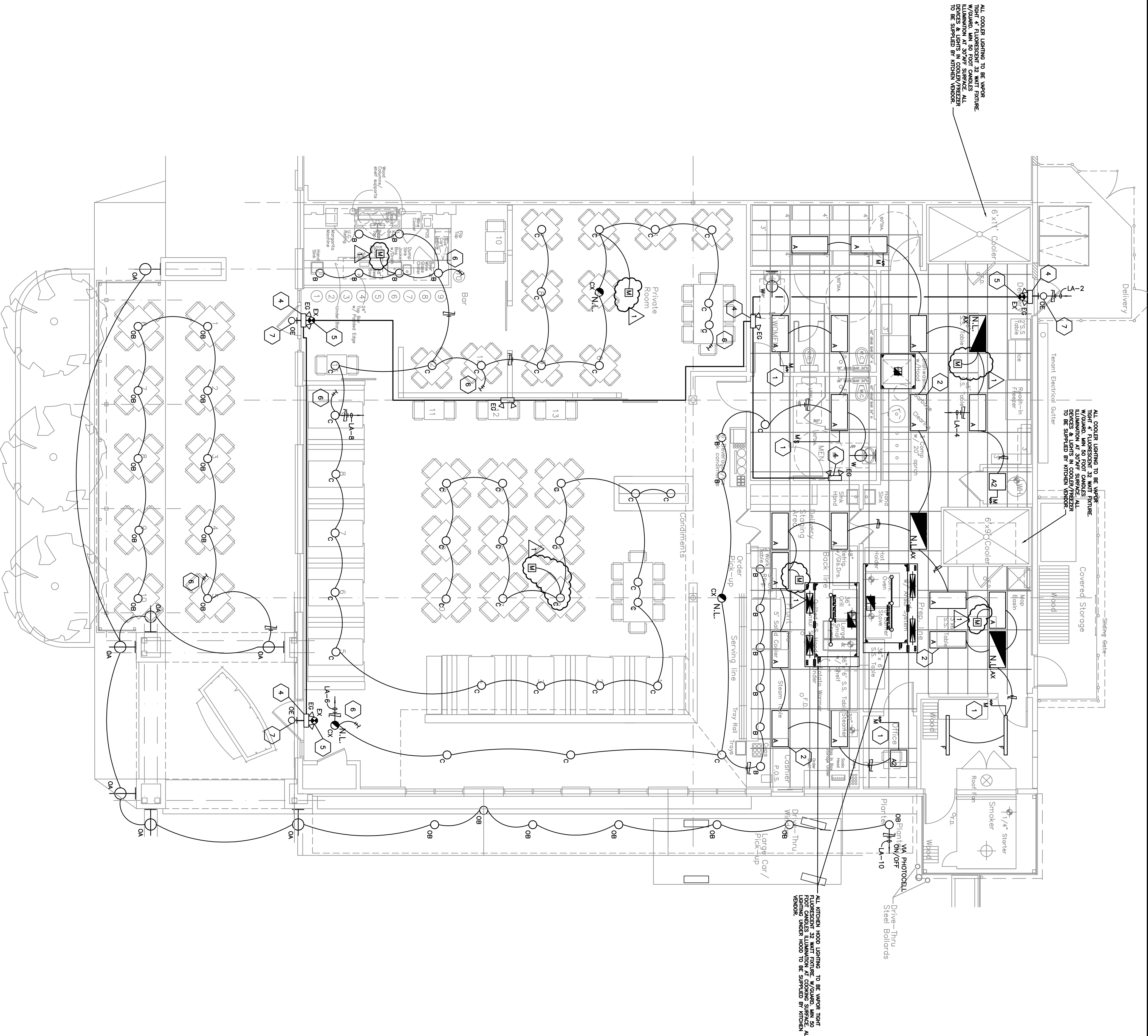

H.M. McLEOD, P.E.
4757 MEANIN ST., SUITE B
HOUSTON, TEXAS 77027
OFFICE: (713) 961-2899
FAX: (713) 961-5681
CELL: (713) 808-1446
E-MAIL: hml@hmlp.com
Firm Registration:
H. M. McLeod, P.E. #F-38679
© 2011 H.M. McLeod, P.E.
Drawings, written material, and design
concepts shall not be used or
reproduced in whole or part in any
form or format without prior written
consent of H.M. McLeod, P.E.

6/17/11	
11141	T#
as noted	
---	BY

SHEET NAME:

LIGHTING FLOOR PLAN

SHEET NUMBER:



3 LIGHTING FIXTURE SCHEDULE

A CONTROL DEVICE SHALL BE INSTALLED THAT AUTOMATICALLY TURNS LIGHTS OFF WITHIN 30min. OF ALL OCCUPANTS LEAVING SPACE.

ELECTRICAL CONTRACTOR TO VERIFY LIGHT FIXTURE TYPE AND LIGHT FIXTURE MOUNTING (W/ OWNER / TENANT / ARCHITECT) PRIOR TO PURCHASE AND INSTALLATION. EMERGENCY POWER SUPPLY POWER SUPPLY FOR EXIT SIGNS AND EMERGENCY LIGHTS SHALL BE PROVIDED BY PREMISES WIRING SYSTEM IN THE EVENT OF A NORMAL POWER FAILURE. EMERGENCY POWER-BATTERY BACKUP, TO ENSURE CONTINUED ILLUMINATION PER SECTION 1003.2.10.5, IBC, 2006 EDITION

WALL MOUNTED EMERGENCY/EGRESS LIGHTING FIXTURE. "SURE-LITE"
PROVIDER MODEL WITH FULLY ADJUSTABLE HEADS. 120 VOLT.
CONNECTION "UL" LISTED. SELF CONTAINED BUILT IN/USGISTEN LAMPS
W/SEALED LEAD CALCIUM BATTERY. W/BATTERY BACK UP - 90 MINUTE
TYPE "EX"
EMERGENCY EXIT LIGHT FIXTURE "SURE-LITE" PRECEPTOR SERIES L.E.D.
CONNECTION. MODEL # 124C-W-W-P PENDANT MOUNTED 120 volt
CONNECTION WITH RED LED. W/ 90 MINUTE BATTERY BACKUP.

TYPE 'OE'
EXTERIOR MOUNTED WALL FIXTURE WITH BATTERY BACK UP 90 MIN.
EGRESS 120 VOLT/32 WATT FLUOR. LAMP VERIFY MOUNTING ABOVE EXIT
DOOR. 90 MINUTE BATTERY.

EXTERIOR RECESSED CAN LIGHT. 13W COMPACT FLUORESCENT LAMP. 120 VOLT. RATED FOR EXTERIOR USE.

WALL MOUNTED CAN LIGHT. 26W COMPACT FLUORESCENT LAMP.
120 VOLT.

6" CAN WITH CHROME BAFFLE.
SAME AS FIXTURE 'C' WIRED AS NIGHT LIGHT. 120 VOLT

RECESSED CAN W/ PROTECTIVE LENS. 50 WATT MR16 COMPACT
FLUORESCENT LAMP. 120 VOLT.

4' FLUORESCENT STRIP LIGHT. VAPOR TIGHT, SURFACE MOUNTED.
2 LAMP 32 WATT T8 120 VOLT

AX	2'X2' LAY-IN FLOURESCENT LIGHTING. (2) 17 WATT LAMPS.
----	---

A	2 X 4' LAY-IN FLOURESCENT LIGHTING. (2) 32 WATT 78 LAMPS. TRIPLE GASKETED. 120 VOLT.
---	--

2 NOTES

- 1 MOUNT ALL SWITCH DEVICES IN ACCORDANCE TO STATE OF TEXAS A.D.A. MOUNTING HEIGHT STANDARDS. REFER TO DETAIL.
- 2 MOUNT LIGHTING FIXTURE IN LAY-IN CEILING GRID. PROVIDE 2'x4' SQUARE GRID WITH ARCHITECTURAL REFLECTED CEILING PLAN.
- 3 ROUTE CIRCULAR BRANCH CIRCUIT THRU PHOTOCELL ON/OFF CONTROL. VENERY LOCATION WITH TENDU FIGHT FOR CHICKENING.
- 4 MOUNT EMERGENCY LIGHT FIXTURE AT 6" BELOW CEILING TILE OR 6" ABOVE EXIT LIGHT. PROVIDE CONSTANT 120 VOLT POWER.
- 5 REFER TO FUTURE SCHEDULE. VENERY WITH ARCHITECT.
- 6 BATTERY BACK-UP EXIT LIGHT MOUNTED FROM CEILING. PROVIDE WITH DIRECTIONAL ARROWS. REFER TO LIGHTING FIXTURE SCHEDULE ON THIS SHEET. VENERY WITH ARCHITECT.
- 7 ROUTE SWITCH LEG TO LIGHTING SWITCH BANK. OFFICE, ENTRANCE, COORDINATE WITH OWNER. ALL LIGHTING TO BE CONTROLLED BY OCCUPANCY SENSOR RE. DETAIL WITH DWIMERY. SWITCH OVERVIEW. VENERY WITH ARCHITECT.
- 8 SURFACE MOUNTED EMERGENCY ABOVE EXIT DOOR. BATTERY BACK-UP. VENERY LOCATION WITH ARCHITECTURAL.

1 LIGHTING KEYED NOTES